



PlanBuild
TASMANIA

Guide to viewing advertisements and submitting a representation with PlanBuild Tasmania

Version 1



Table of Contents

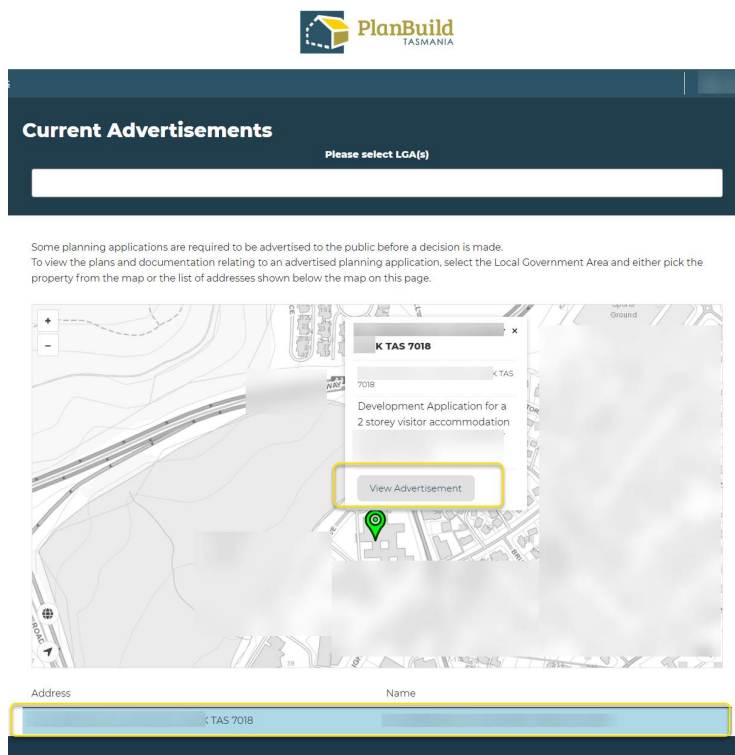
| | |
|--------------------------------------|---|
| 1. View advertisements | 1 |
| 2. Advertisement page..... | 3 |
| 3. Submit a representation..... | 4 |
| 4. Withdraw the representation | 5 |



View advertisements

The screenshot shows the PlanBuild Tasmania website interface. On the left, a navigation menu has 'Advertisements' highlighted with a yellow box. A dashed yellow arrow points from this box to the 'Current Advertisements' header of the main page. The main page features a dark blue header with the title 'Current Advertisements' and a sub-header 'Please select LGA(s)' above a white search bar. Below the header, there is a paragraph of text: 'Some planning applications are required to be advertised to the public before a decision is made. To view the plans and documentation relating to an advertised planning application, select the Local Government Area and either pick the property from the map or the list of addresses shown below the map on this page.' This is followed by a map showing a street layout with a red location pin. Below the map is a table with two columns: 'Address' and 'Name'. The first row of the table shows 'K TAS 7018' under the 'Address' column.

Go to the [PlanBuild Tasmania website](#). Click 'Advertisement' on the top left of the page, and you will be directed to the Current Advertisements page.

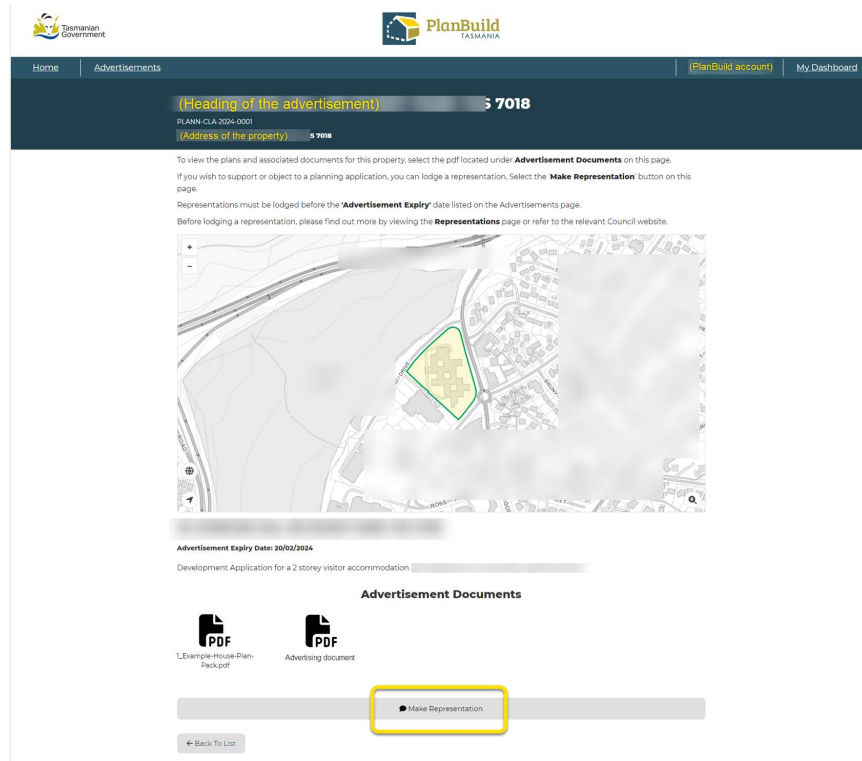


The list of current advertisements will be shown under the map. You can filter the advertisements by the local government areas (LGAs).

You can also zoom and move around the map to see the pins which indicate the locations of relevant proposed developments.

Clicking on the pin will open up a brief summary of the advertisement. You can enter the advertisement page via the pin or the corresponding item in the list under the map (as shown in the yellow circles).

Advertisement page



The advertisement page will show the heading, address and map of the relevant proposed development.

Any advertisement details and document will be shown under the map.

Representation can be made using the 'Make Representation' button under the documents.

Submit a representation

The image shows two screenshots of the PlanBuild Tasmania website. The left screenshot is the 'Representation' form, which includes fields for 'First Name', 'Last Name', 'Preferred contact method' (with 'Email' selected), 'Email', 'Contact Address' (Street, Suburb, State, Postcode), 'Representation Details', and 'Additional Attachments'. A 'Submit Representation' button is highlighted with a yellow box. The right screenshot shows the confirmation page with the message 'Your representation has been submitted.' and a unique code 'a3e38bcc-e852-4a3d-adf7-b0f64e16757e' highlighted with a yellow box. A dashed yellow arrow points from the 'Submit Representation' button to the unique code.

To submit a representation, you need to fill out the Representation Form. You can include any representation details and attach any relevant document on the page. Click 'Submit Representation' button at the bottom right.

You will then see a message confirming the representation has been submitted.

If you have selected email as your preferred contact method, you will also receive a confirmation email, with a unique link to withdraw the representation, if you wish to, anytime within the representation period.

If you have not provided your email address, you may put the unique code shown on this screen after 'https://planbuild.tas.gov.au/representation/withdraw?token=' for the withdrawal page.

(For example, the link for this submission example would be https://planbuild.tas.gov.au/representation/withdraw?token=a3e38bcc-e852-4a3d-adf7-b0f64e16757e)

Withdraw the representation

Withdraw Representation

To withdraw your representation please complete the reason for withdrawal below.
Once completed, notice of the withdrawal will be sent to the relevant Council.

Advertisement Details

7018
Development Application for a 2 storey visitor accommodation

Representation Details


(Representation details)

Representation Documents

No Documents
There are no documents available for this representation

Withdrawal Reason *

I am convinced the development is not affecting the birds.

I'm not a robot 

[← Back To Advertisements](#) [✓ Withdraw Representation](#)

If you would like to withdraw the representation, simply use the withdrawal link to access the form, and provide a reason for withdrawal.

You may contact the relevant Council for assistance if needed.